

Huanglongbing (HLB) Sample Submission Procedures

E. Ali, J. Oliver, T. Stackhouse, & S. Taylor



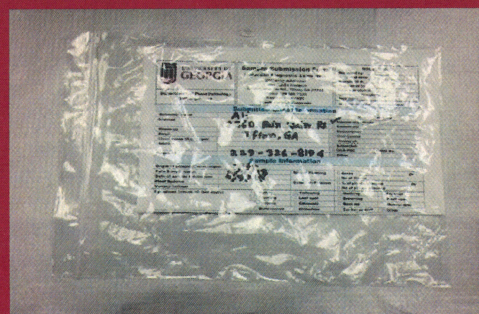
1. Collect sample of 10-12 leaves still attached to branches. Place sample in plastic zipper bag & seal.



2. Clearly label with date of collection and provide unique names for each bag so that samples can be differentiated.

		Sample Submission Form
Department of Plant Pathology Tifton campus		Molecular Diagnostic Laboratory Shipping Address: Tifton, CAES Campus, 2360 Rainwater Rd., Tifton, GA 31793 Phone: 229-386-7238 Fax: 229-386-7285 Email: emran.ali@uga.edu
Submitter/ Client Information		
Submitter name		
Address		
Phone no		
Email		
Client name		
Address		
Phone no		

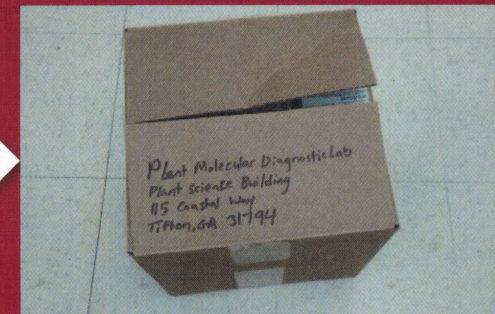
3. Fill out sample submission form as completely as possible. Ensure that all contact info. is correct.



4. Place completed form in a separate plastic zipper bag.



5. Inside shipping box, place samples and submission form into a single zipper bag.



6. Close box securely with packing tape. Clearly label, and mail overnight to the Plant Molecular Diagnostic Lab.




Want to learn about our services and research? Check out our website!
<https://site.caes.uga.edu/alimdl/>

Shipping address (Mail or in person)

Plant Molecular Diagnostic Lab
University of Georgia, Tifton Campus
2360 Rainwater Rd
Tifton, GA 31793

Contacts:

📞 229-386-3070 ✉ alimdl@uga.edu



Want more UGA MDL updates?
Check out our Facebook!
<https://www.facebook.com/ugamd/>